


# The Ultimate Technical Study For Trumpet



By: Michael Droste



# *The Ultimate Technical Study*

## **General Information:**

*Over 500 sequentially numbered intermediate to advanced exercises (Great for student assignments!)*

### **- Types of Major and Minor Exercises**

*Scales*

*Intervals*

*Arpeggios*

*Skips and jumps*

### **- Varied Time Signatures and Note Values**

*4/4 3/4 12/8 9/16*

*Sixteenth, triplet and eighth note exercises*

### **- Quality Construction**

*24lb. 25% Cotton Fiber Writing Paper*

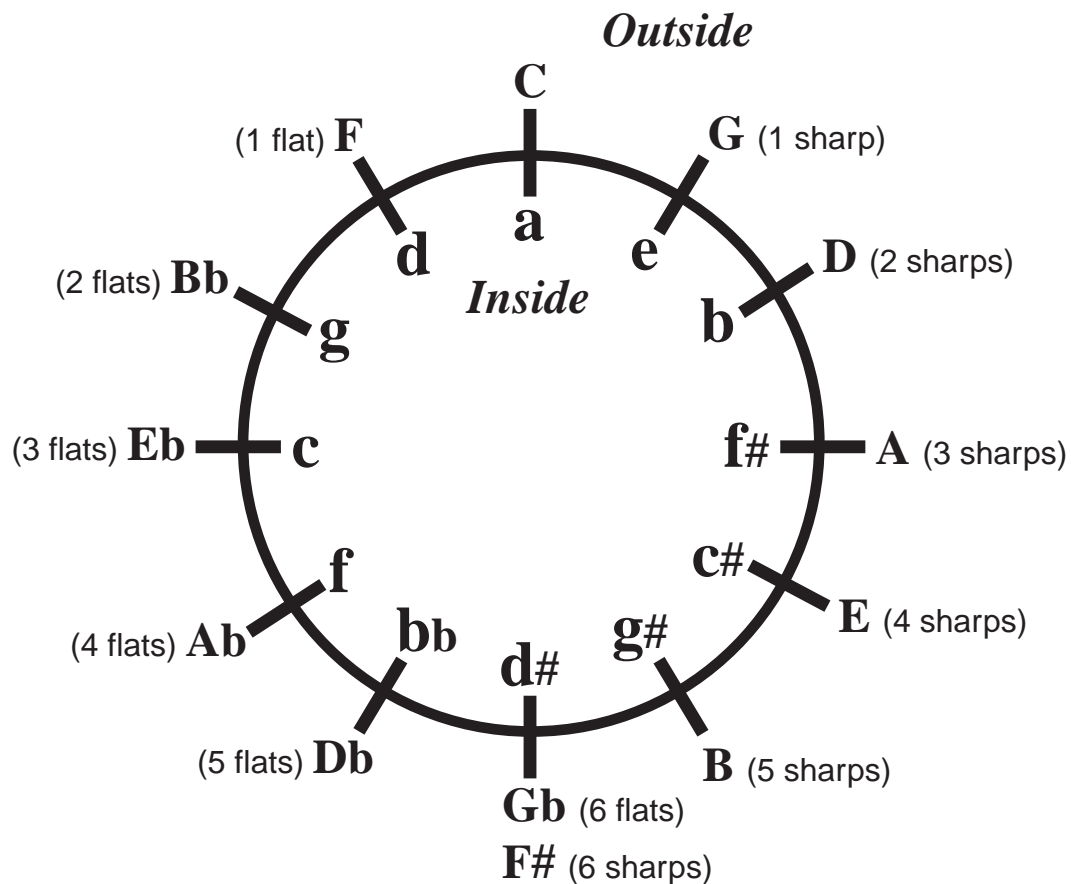
*Archival quality, Acid Free*

*Over 130 pages*

*Sturdy comb binding*

TrumpetStudio PO Box 1025 Streamwood IL 60107-1025 US  
TrumpetStudio.com

# The Circle of Fifths



*Outside Circle Major Keys*  
*Inside Circle Minor Keys*

*The Ultimate Technical Study* is arranged in a Circle of Fifths! We start our exercises in the key of C, and continue to G, then D, and so on. The basic structure of the Circle of Fifths is self explanatory, follow the circle and begin to realize the relationships between major and minor key signatures and the fifth intervals.

\*Notice how the RELATIVE Minor has the same key signature. Example: C Major (outside circle) and A Minor (inside circle) use the same key signature. *The Ultimate Technical Study* follows the Circle of Fifths for Major Scales, but then uses the PARALLEL Minor Scale. Example: C Major to C Minor.

# The Ultimate Technical Studies

## How to Use This Book

These exercises are to be played at a speed where mistakes ARE NOT MADE. (*Always Use a metronome*) If you try to play these exercises too fast, you are only practicing and reinforcing mistakes. It is much better to play slowly, accurately and consciously listening to your sound. It is more important to achieve a warm rich tone and pleasing articulation. **DON'T PRACTICE MISTAKES!**

### **MAKE MUSIC** (critically listen to what you are playing)

We are musicians and the reason we play the trumpet is to obtain 'musical experiences' that allow us to express our feelings and emotions. This is what practicing should be, working slowly and methodically on skill development - to obtain musical experiences. There are no shortcuts. It takes time and hard work to learn the art of trumpet playing. You will improve much faster through skill building. The rewards for your hard work can be amazing. **YOU** will be able to play a piece or phrase so beautifully, that no other person could do it better.

### **EXERCISES**

The exercises are arranged in the Circle of Fifths, The key of C followed by G, D and so on. Each key has 43 exercises - 23 Major exercises and 20 parallel Minor exercises. (You could reverse the signatures and play the first 23 in Minor and the next 20 in Major!) You should start practicing these exercises at about 60 BPM and skill build to 130 BPM. The volume should be about MF to F, a full rounded sound. Concentrate on the *quality* of your sound. Is your playing full, warm, rich, musical and pleasing?

#### **EXERCISE NUMBERS:**

- C = Numbers 1 - 43 Exercises
- G = Numbers 44 - 86 Exercises
- D = Numbers 87 - 129 Exercises
- A = Numbers 130 - 172 Exercises
- E = Numbers 173 - 215 Exercises
- B = Numbers 216 - 258 Exercises
- F# = Numbers 259 - 301 Exercises
- Db/C# = Numbers 302 - 344 Exercises
- Ab = Numbers 345 - 387 Exercises
- Eb = Numbers 388 - 430 Exercises
- Bb = Numbers 431 - 473 Exercises
- F = Numbers 474 - 516 Exercises

# The Ultimate Technical Study

## E Major Technical Study

173. 





174. 



175. 







176. 




# The Ultimate Technical Study

## E Major Technical Study

177.  Exercise 177 consists of two staves of music in E major (three sharps) and common time. The first staff contains four measures of eighth-note patterns: the first two measures are ascending eighth-note pairs (E4-F4, F4-G4, G4-A4, A4-B4), and the last two are descending eighth-note pairs (B4-A4, A4-G4, G4-F4, F4-E4). The second staff contains four measures of eighth-note patterns: the first two are descending eighth-note pairs (B4-A4, A4-G4, G4-F4, F4-E4), and the last two are ascending eighth-note pairs (E4-F4, F4-G4, G4-A4, A4-B4). The exercise concludes with a whole note E5.

178.  Exercise 178 consists of two staves of music in E major (three sharps) and common time. The first staff contains four measures of eighth-note patterns: the first two are ascending eighth-note pairs (E4-F4, F4-G4, G4-A4, A4-B4), and the last two are descending eighth-note pairs (B4-A4, A4-G4, G4-F4, F4-E4). The second staff contains four measures of eighth-note patterns: the first two are descending eighth-note pairs (B4-A4, A4-G4, G4-F4, F4-E4), and the last two are ascending eighth-note pairs (E4-F4, F4-G4, G4-A4, A4-B4). The exercise concludes with a whole note E5.

179.  Exercise 179 consists of two staves of music in E major (three sharps) and common time. The first staff contains four measures of eighth-note patterns: the first two are ascending eighth-note pairs (E4-F4, F4-G4, G4-A4, A4-B4), and the last two are descending eighth-note pairs (B4-A4, A4-G4, G4-F4, F4-E4). The second staff contains four measures of eighth-note patterns: the first two are descending eighth-note pairs (B4-A4, A4-G4, G4-F4, F4-E4), and the last two are ascending eighth-note pairs (E4-F4, F4-G4, G4-A4, A4-B4). The exercise concludes with a whole note E5.


180.  Exercise 180 consists of two staves of music in E major (three sharps) and common time. The first staff contains four measures of eighth-note patterns: the first two are ascending eighth-note pairs (E4-F4, F4-G4, G4-A4, A4-B4), and the last two are descending eighth-note pairs (B4-A4, A4-G4, G4-F4, F4-E4). The second staff contains four measures of eighth-note patterns: the first two are descending eighth-note pairs (B4-A4, A4-G4, G4-F4, F4-E4), and the last two are ascending eighth-note pairs (E4-F4, F4-G4, G4-A4, A4-B4). The exercise concludes with a whole note E5.

181.  Exercise 181 consists of two staves of music in E major (three sharps) and common time. The first staff contains four measures of eighth-note patterns: the first two are ascending eighth-note pairs (E4-F4, F4-G4, G4-A4, A4-B4), and the last two are descending eighth-note pairs (B4-A4, A4-G4, G4-F4, F4-E4). The second staff contains four measures of eighth-note patterns: the first two are descending eighth-note pairs (B4-A4, A4-G4, G4-F4, F4-E4), and the last two are ascending eighth-note pairs (E4-F4, F4-G4, G4-A4, A4-B4). The exercise concludes with a whole note E5.

182.  Exercise 182 consists of two staves of music in E major (three sharps) and 2/4 time. The first staff contains four measures of eighth-note patterns: the first two are ascending eighth-note pairs (E4-F4, F4-G4, G4-A4, A4-B4), and the last two are descending eighth-note pairs (B4-A4, A4-G4, G4-F4, F4-E4). The second staff contains four measures of eighth-note patterns: the first two are descending eighth-note pairs (B4-A4, A4-G4, G4-F4, F4-E4), and the last two are ascending eighth-note pairs (E4-F4, F4-G4, G4-A4, A4-B4). The exercise concludes with a whole note E5.

# The Ultimate Technical Study

## E Major Technical Study

183. 

184. 

185. 





186. 





187. 



# The Ultimate Technical Study

## E Major Technical Study

Two staves of musical notation in E major. The first staff contains two measures of eighth-note pairs (G4-A4, B4-C5, D5-E5, F5-G5, A5-B5, C6-D6, E6-F6, G6-A6) with slurs. The second staff contains two measures of eighth-note pairs (G4-A4, B4-C5, D5-E5, F5-G5, A5-B5, C6-D6, E6-F6, G6-A6) with slurs, followed by a whole rest.

188.

Exercise 188 consists of two staves in E major, 4/4 time. The first staff contains four measures of eighth-note pairs (G4-A4, B4-C5, D5-E5, F5-G5, A5-B5, C6-D6, E6-F6, G6-A6) with slurs. The second staff contains four measures of eighth-note pairs (G4-A4, B4-C5, D5-E5, F5-G5, A5-B5, C6-D6, E6-F6, G6-A6) with slurs, followed by a whole rest.

189.

Exercise 189 consists of two staves in E major, 4/4 time. The first staff contains four measures of eighth-note pairs (G4-A4, B4-C5, D5-E5, F5-G5, A5-B5, C6-D6, E6-F6, G6-A6) with slurs. The second staff contains four measures of eighth-note pairs (G4-A4, B4-C5, D5-E5, F5-G5, A5-B5, C6-D6, E6-F6, G6-A6) with slurs, followed by a whole rest.

190.

Exercise 190 consists of two staves in E major, 4/4 time. The first staff contains four measures of eighth-note pairs (G4-A4, B4-C5, D5-E5, F5-G5, A5-B5, C6-D6, E6-F6, G6-A6) with slurs. The second staff contains four measures of eighth-note pairs (G4-A4, B4-C5, D5-E5, F5-G5, A5-B5, C6-D6, E6-F6, G6-A6) with slurs, followed by a whole rest.



# The Ultimate Technical Study

## E Major Technical Study






# The Ultimate Technical Study

## E Major Technical Study

193.   

Exercise 193 is a technical study in E major (three sharps) and common time. It consists of three systems of music. The first system contains four measures of eighth-note patterns. The second system contains four measures of eighth-note patterns. The third system contains four measures, with the final measure ending on a whole note.

194.   



Exercise 194 is a technical study in E major (three sharps) and common time. It consists of three systems of music. The first system contains four measures of eighth-note patterns. The second system contains four measures of eighth-note patterns. The third system contains four measures, with the final measure ending on a whole note.



195.   

Exercise 195 is a technical study in E major (three sharps) and common time. It consists of three systems of music. The first system contains four measures of eighth-note patterns. The second system contains four measures of eighth-note patterns. The third system contains four measures, with the final measure ending on a whole note.



# The Ultimate Technical Study


## E Minor Technical Study

196.  

197.  

198.   

199.  

200. 

# The Ultimate Technical Study

## E Minor Technical Study

201. 

202. 

203. 

204. 

205. 

206. 



# The Ultimate Technical Study

## E Minor Technical Study



# The Ultimate Technical Study

## E Minor Technical Study

214.

215.

The image displays two technical exercises, 214 and 215, in E minor and common time. Each exercise is presented on four staves. Exercise 214 begins with a treble clef, a key signature of one sharp (F#), and a common time signature (C). The first staff contains a sequence of eighth-note chords: E4-F#4-G4, F#4-G4-A4, G4-A4-B4, and A4-B4-C5. This is followed by a series of eighth-note runs: a descending line from B4 to E4, an ascending line from E4 to B4, and a descending line from B4 to E4. Exercise 215 follows a similar pattern, starting with the same chord sequence and eighth-note runs. The notation includes slurs and ties to indicate the flow of the runs. Both exercises conclude with a whole note chord on the final staff of each set.

*The  
Ultimate Wedding  
Book For Trumpet*



By: Michael Droste



# The Ultimate Warm Up For Trumpet



By: Michael Droste